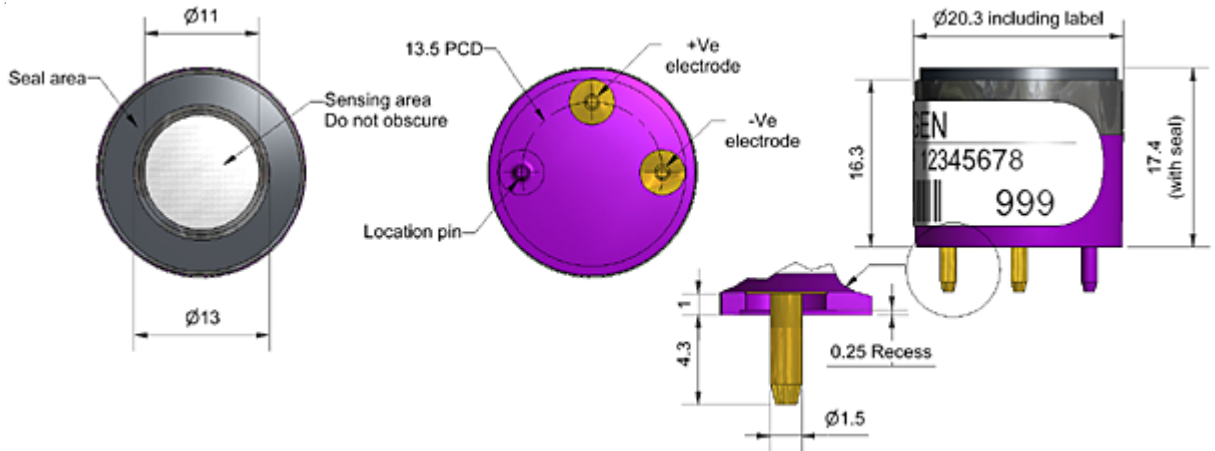




O2-A1 Oxygen Sensor



Figure 1 O2-A1 Schematic Diagram



All dimensions in millimetres (± 0.15 mm)

Top View

Bottom View

Side View

PERFORMANCE

Output	$\mu\text{A} @ 20.9\% \text{O}_2$	200 to 240
Response time	t_{90} (s) from 20.9% to 0% O_2	< 15
Zero current	μA in N_2	< 2.5
Linearity	% O_2 deviation @ 10% O_2	< 0.6

LIFETIME

Output drift	% change in output @ 3 months	< 1
Operating life	months until 85% original output of 20.9% O_2	> 12

ENVIRONMENTAL

Humidity sensitivity	% O_2 change: 0% to 95% rh @ 40°C	< 0.7
CO_2 sensitivity	% (change O_2 reading)/% $\text{CO}_2 @ 5\% \text{CO}_2$	0.1
Pressure sensitivity	(% change of output)/(% change of pressure) @ 20kPa	< 0.1

KEY SPECIFICATIONS

Temperature range	$^{\circ}\text{C}$	-30 to 55
Pressure range	kPa	80 to 120
Humidity range	% rh non-condensing (0 to 99% rh short term)	5 to 95
Storage period	months @ 3 to 20°C (store in sealed pot, open circuit)	6
Load resistor	Ω (recommended)	47 to 100
Diameter	mm (including label)	20.0
Height	mm (including foam ring)	17.4
Weight	g	< 16



At the end of the product's life, do not dispose of any electronic sensor, component or instrument in the domestic waste, but contact the instrument manufacturer, Alphasense or its distributor for disposal instructions.

NOTE: all sensors are tested at ambient environmental conditions, with 47 ohm load resistor, unless otherwise stated. As applications of use are outside our control, the information provided is given without legal responsibility. Customers should test under their own conditions, to ensure that the sensors are suitable for their own requirements.



O2-A1 Performance Data

Technical Specification

Figure 2 Temperature Dependence in Air

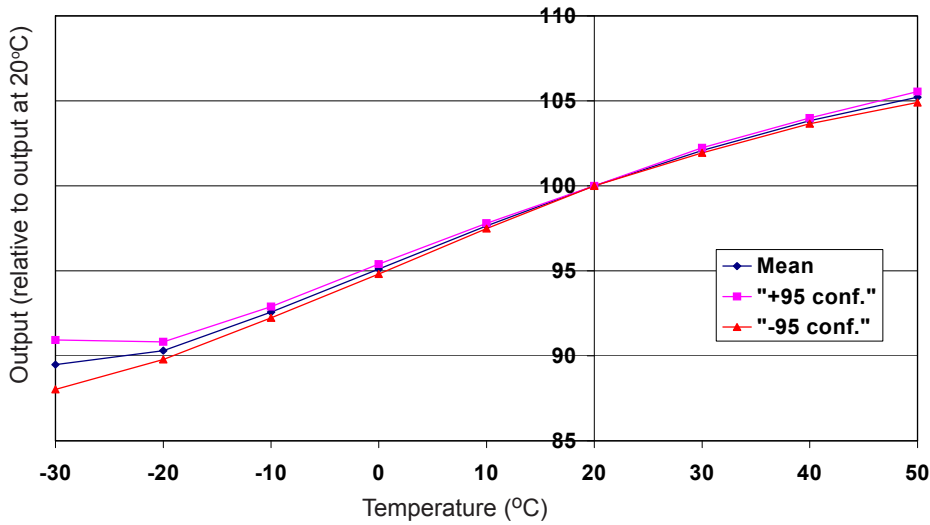
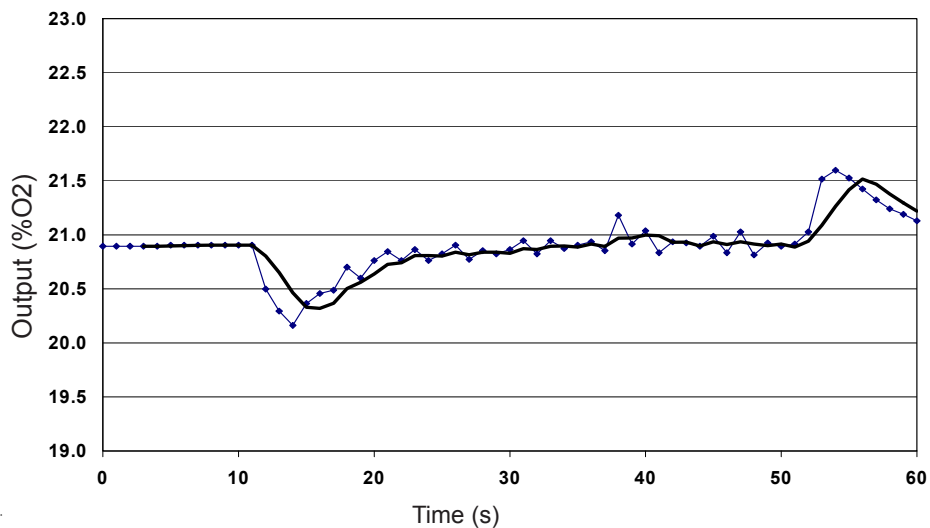


Figure 2 shows the variation of sensor output in clean air due to temperature changes.

This data is taken from a typical batch of sensors.

The mean and $\pm 95\%$ confidence intervals are shown.

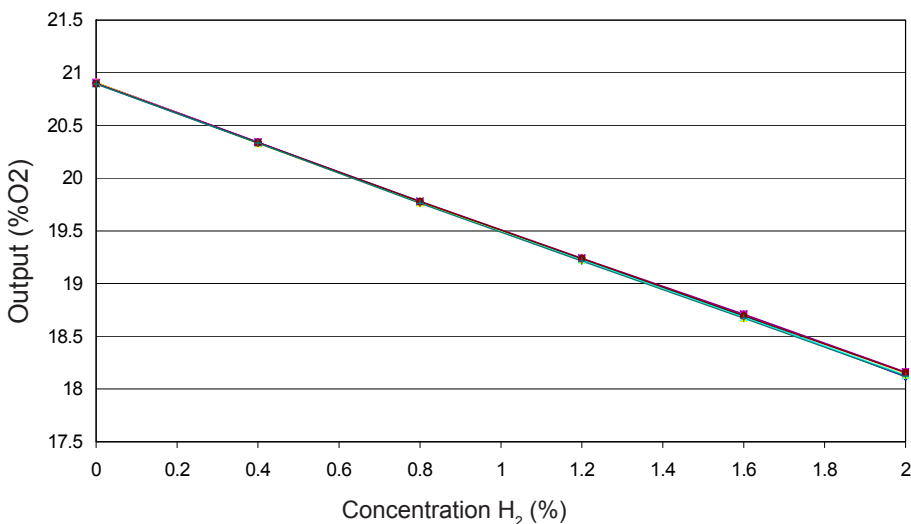
Figure 3 Aspirated Gas Transients



Many gas detectors use either pumps or hand aspirators to sample gases remotely. Pressure transients, caused by pumping, can set gas detectors into alarm.

Alphasense oxygen sensors are 100% tested for pressure transients.

Figure 4 Response to Hydrogen



Hydrogen reduces the oxygen sensor output by 6.5%.

For further information on the performance of this sensor, on other sensors in the range or any other subject, please contact Alphasense Ltd. For Application Notes visit "www.alphasense.com".

In the interest of continued product improvement, we reserve the right to change design features and specifications without prior notification. The data contained in this document is for guidance only. Alphasense Ltd accepts no liability for any consequential losses, injury or damage resulting from the use of this document or the information contained within. (©ALPHASENSE LTD) Doc. Ref. O2-A1/SEPT15