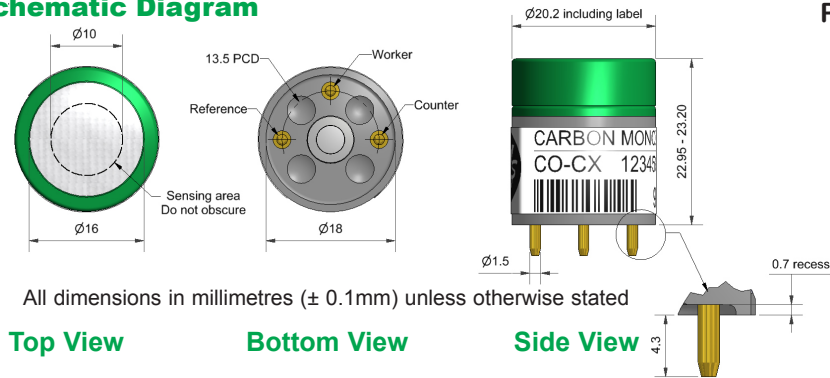




CO-CX Carbon Monoxide Sensor EN 50379 Compliant for Stack Gases



Figure 1 CO-CX Schematic Diagram



PATENTED

All dimensions in millimetres (± 0.1 mm) unless otherwise stated

Top View

Bottom View

Side View

PERFORMANCE	Sensitivity	nA/ppm in 400ppm CO	55 to 100	
	Response time	t_{90} (s) from zero to 800ppm CO	< 40	
	Zero current	ppm equivalent in zero air	< ± 3	
	Resolution	RMS noise (ppm equivalent)	< 0.5	
	Range	ppm CO limit of performance warranty	2,000	
	Linearity	ppm error at full scale, linear at zero and 800ppm CO	< ± 40	
	Overgas limit	maximum ppm for stable response to gas pulse	4,000	
LIFETIME	Zero drift	ppm equivalent change/year in lab air	< 0.2	
	Sensitivity drift	% change/year in lab air, monthly test	< 6	
	Operating life	months until 80% original signal (24 month warranted)	> 24	
ENVIRONMENTAL	Sensitivity @ -20°C	% (output @ -20°C/output @ 20°C) @ 400ppm CO	50 to 85	
	Sensitivity @ 0°C	% (output @ 0°C/output @ 20°C) @ 400ppm CO	80 to 95	
	Sensitivity @ 40°C	% (output @ 40°C/output @ 20°C) @ 400ppm CO	100 to 125	
	Zero @ -20°C	ppm equivalent change from 20°C	< 0 to 4	
	Zero @ 0°C	ppm equivalent change from 20°C	< 0 to 3	
	Zero @ 50°C	ppm equivalent change from 20°C	< 0 to -10	
CROSS SENSITIVITY	Filter capacity	ppm-hours	H ₂ S	250,000
	Filter capacity	ppm-hours	NO ₂	500,000
	Filter capacity	ppm-hours	NO	400,000
	Filter capacity	ppm-hours	SO ₂	250,000
	H ₂ sensitivity	% measured gas @ 900ppm H ₂ in 900ppm CO @ 10°C		< 2
	H ₂ sensitivity	% measured gas @ 900ppm H ₂ in 900ppm CO @ 20°C		< 5
	H ₂ sensitivity	% measured gas @ 900ppm H ₂ in 900ppm CO @ 30°C		< 6
	H ₂ S sensitivity	% measured gas @ 20ppm H ₂ S		< 0.1
	NO ₂ sensitivity	% measured gas @ 10ppm NO ₂		< 0.1
	Cl ₂ sensitivity	% measured gas @ 10ppm Cl ₂		< 0.1
	NO sensitivity	% measured gas @ 50ppm NO		< 0.1
	SO ₂ sensitivity	% measured gas @ 20ppm SO ₂		< 0.1
	C ₂ H ₄ sensitivity	% measured gas @ 400ppm C ₂ H ₄		< 2
NH ₃ sensitivity	% measured gas @ 20ppm NH ₃		< 0.1	
KEY SPECIFICATIONS	Temperature range	°C	-30 to 50	
	Pressure range	kPa	80 to 120	
	Humidity range	% rh continuous	15 to 90	
	Storage period	months @ 0 to 20°C (stored in sealed pot)	6	
	Load resistor	Ω (recommended)	10 to 47	
	Weight	g	< 8	

Important. The CO-CX must be operated with a 0 Volt bias between Reference & Working electrodes. Failure to comply with this requirement will result in a loss of its low Hydrogen cross sensitivity performance.



At the end of the product's life, do not dispose of any electronic sensor, component or instrument in the domestic waste, but contact the instrument manufacturer, Alphasense or its distributor for disposal instructions.

NOTE: all sensors are tested at ambient environmental conditions, with 10 ohm load resistor, unless otherwise stated. As applications of use are outside our control, the information provided is given without legal responsibility. Customers should test under their own conditions, to ensure that the sensors are suitable for their own requirements.



CO-CX Performance Data

Technical Specification

Figure 2 Sensitivity Temperature Dependence

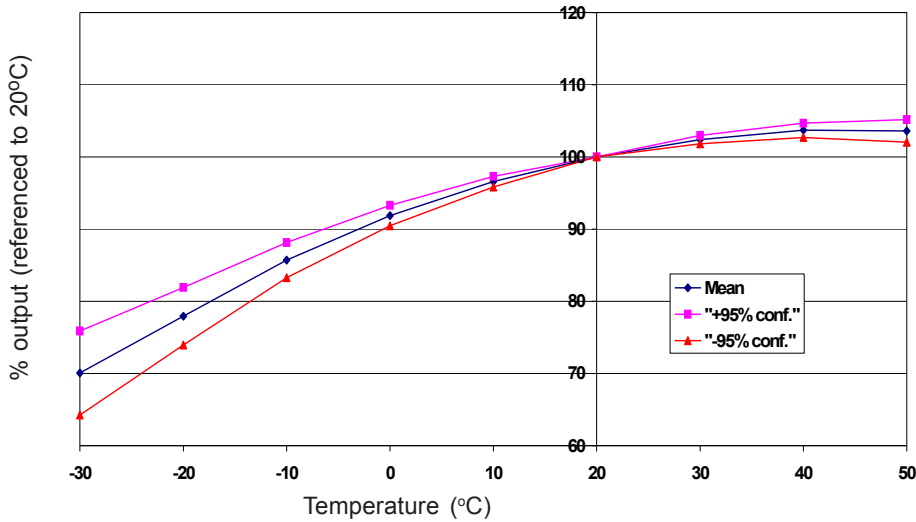


Figure 2 shows the variation in sensitivity caused by changes in temperature.

This data is taken from a typical batch of sensors. The mean and $\pm 95\%$ confidence intervals are shown.

Figure 3 Zero Temperature Dependence

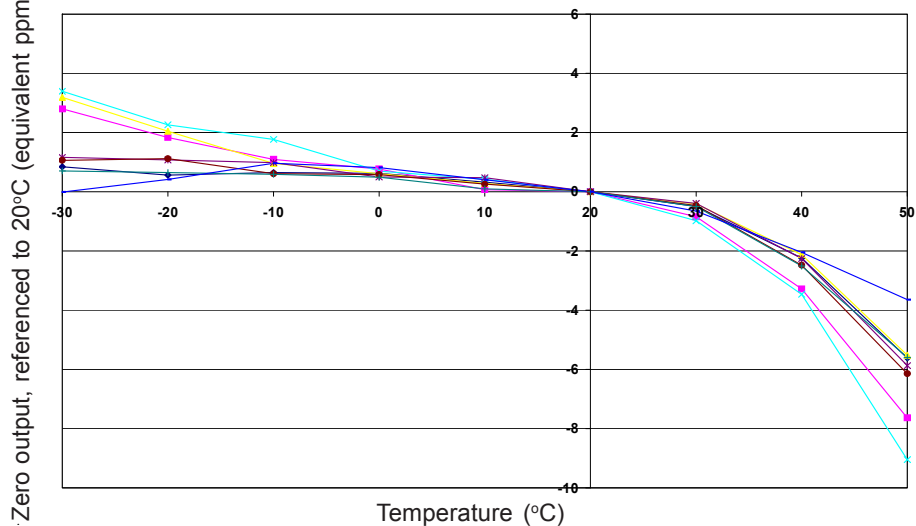
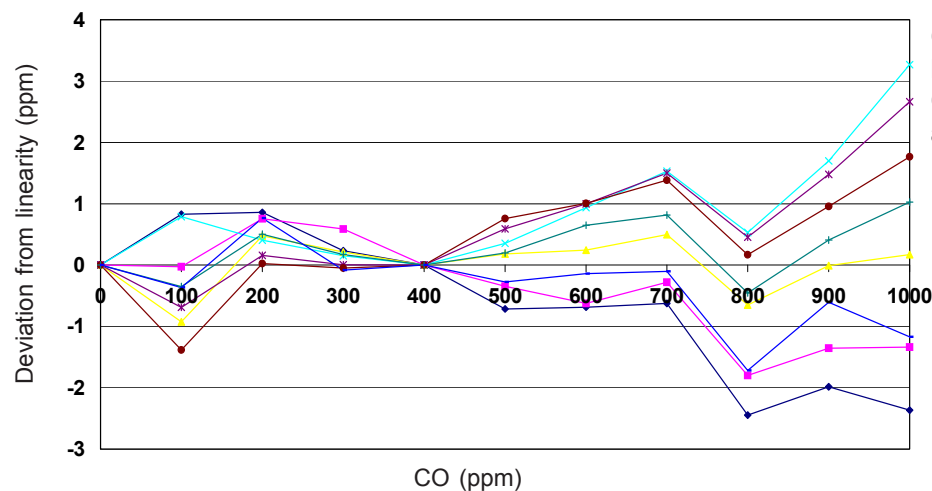


Figure 3 shows the variation in zero output caused by changes in temperature, expressed as ppm gas equivalent, referenced to zero at 20°C.

This data is taken from a typical batch of sensors.

Figure 4 Linearity to 1,000ppm



CO-CX shows very good linearity from 0 to 1,000 ppm CO, with less than $\pm 0.3\%$ error at 1,000ppm CO.

For further information on the performance of this sensor, on other sensors in the range or any other subject, please contact Alphasense Ltd. For detailed application notes go to www.alphasense.com.